


DODGE HELLCAT/DEMON CHALLENGER OEM AND 10% OD SUPER DAMPER

Part #s 918483 and 918485

The OEM damper bolt will be difficult to remove. It is easier if you remove the inspection shield on the transmission and use a flex plate turning tool to hold the engine in place while you use a breaker bar to break loose the factory crank bolt. The Chrysler tool with jaws will not work on the OEM Hellcat damper however a standard damper installation/removal tool will work just fine. (Puller/Installer Kit PN918999 and optional installation stud PN 918999HC are available from ATI.) You must use a new bolt and it should be torqued to 240 ft/lbs. ATI recommends using Loctite®.






The OEM crankshaft does not have a keyway. The ATI Super Damper comes with a keyway and ATI offers a drill pin fixture kit (ATI PN918008-1) to install a pin to engage the keyway. ATI highly recommends pinning the crank. With boost, there is added resistance and the pin is necessary to prevent the damper hub from spinning on the crank snout. ***There is NO warranty on cracked, spun or damaged hubs if the pin kit is not used!***

The OEM and ATI Super Dampers are zero balance. There is no timing pointer on the Hellcat engine so there is no proper TDC. This means you do not have to worry about placement of the damper on the crank with regards to rotation.

Note! If you are using an aftermarket EFI system and a timing pointer is needed, you must make your own pointer first and determine TDC, then you can drill the pin in the correct location to line up with your pointer.

When installing the 10% OD damper (PN 918485), the A/C mounting boss needs to be notched approximately 1/2" for clearance as this damper is larger in diameter and will interfere with the bracket if left unmodified. Passenger side timing cover bolt heads may need to be ground down .050" to .075".

Once installed, a longer belt is required. Gates K100594HD is 59.4" long and should fit nicely. The ATI damper will add approximately three (3) pounds of boost and custom tuning is required.



Should you need to return your Super Damper for any reason -- overhaul, repair, etc. -- please call ATI at 410-298-4343 or 800-284-3433 to receive your RGA # (Returned Goods Authorization).