

ATI T350 SUPERCASE® / BELLHOUSING

Part # 350011 / 350011NG / 350013 / 350013NG


NOTICE – The ATI SuperCase is SFI 4.1 manufacturer certified. The ATI Bellhousing is SFI 30.1 manufacturer certified. These certifications are valid for a period of 5 years. Upon expiration, the units must be returned to ATI for inspection and recertification. This recertification is mandated by the SFI Foundation and is required by the competition sanctioning bodies.

The ATI SuperCase is engineered to accept GM T350 spec replacement parts. The ATI Bellhousing may be installed to the case before or after the transmission assembly. Standard T350 assembly procedures should be followed unless noted otherwise.

Case Venting – It is important to properly vent the transmission to the atmosphere. ATI recommends using a length of semi-clear, high temp, Teflon based tubing (1/4" OD, 1/8" ID) with a push-in fitting (1/4" tube, 1/8" NPT). The tubing should be routed to some type of catch bottle to prevent any fluid from reaching the track surface. The vent hole is near the top of the case.

Assembly Notes

- Pipe thread holes need to be sealed with Teflon pipe sealant or equivalent.
- The 6 – 7/16" bolts (included with the bellhousing) that attach the bellhousing are to be torqued to 35 ft/lb and use blue Loctite. (For optional SuperCase to Bell Stud Kit refer to Instruction #950263-I.)
- The bottom left bell bolt must be sealed with RTV as it enters the inside of the transmission on #350011 and #350013. See Figure 1.



BOLT NOTICE - The ATI bellhousing is attached to the SuperCase using six (6) 7/16 bolts. **The 2 short bolts MUST be installed at the bottom.** The bolts should be torqued to 35 ft/lb using red "262" Loctite.

Hardware list:
 (4) 7/16-14 x 1 1/4 bolts..... Part # 951104
 (2)7/16-14 x 1 bolts..... Part # 951103
 (6)Serrated washers..... Part # 953015

ATI is not responsible if you strip the bottom threads of the case!





Figure 1- This hole requires thread sealer on the bell to case bolt (passenger side, bottom).

T350 Transmission Case Torque Specs Recommended by ATI Performance Products:

Transmission to Engine Bolts	35 ft lbs	Parking Lock Pawl Bracket Attaching Bolts	15 ft lbs
Oil Pan to Case Bolts	12 ft lbs	Line Pressure Plugs	5 ft lbs
Tailhousing to Case Bolts	25 ft lbs	Input shaft total end play020" to .035"
Front Pump to Case Bolts	13 ft lbs	Output shaft total end play.....	.010" to .020"
Valve Body to Case Bolts	13 ft lbs		



For SuperCases and adapter plate set-ups the flexplate adapter must go onto the rear of the crank first then install the flexplate and bolts.